



Winton Motor Raceway

Round 2 : March 12 - 14



AUSTRALIAN SUPERBIKE CHAMPIONSHIP

Race 2

Date: 14/03/21
 Event: R13
 Weather: Sunny - Temp: 20.7C
 Track: Dry - Temp: 41.6C

Started at: 14:39:41
 Laps: 14
 Starters: 19
 Printed at: 15:07

PROVISIONAL CLASSIFICATION

Pos	No	Name	Class	Machine	Laps	Race Time	Behind Leader	Behind Prev	Fastest Lap	On Lap	Top Speed
1	17	Troy HERFOSS (QLD) / Penrite Honda Racing		Honda CBR-RR	14	18:48.358			1:19.511	4	247
2	1	Wayne MAXWELL (VIC)		Ducati V4R	14	18:50.339	1.981	1.981	1:19.869	3	251
3	46	Michael JONES (QLD) / Desmosport Ducati		Ducati V4R	14	19:04.033	15.675	13.694	1:20.899	7	251
4	32	Oli BAYLISS (QLD) / DesmoSport Ducati	R	Ducati V4R	14	19:04.636	16.278	.603	1:20.903	14	254
5	61	Arthur SISSIS (SA) / Donna Hoeymakers / Unitech Racing / Remo Contractors / SA Profiling		Yamaha YZF-R1	14	19:04.894	16.536	.258	1:21.130	2	248
6	14	Glenn ALLERTON (NSW) / Maxima Racing Oils BMW		BMW S RR	14	19:05.520	17.162	.626	1:20.732	3	248
7	3	Jed METCHER (VIC) / Metcher Motorsport / Siemec / Fusport / Yamaha / YRD / YamaLube		Yamaha YZF-R1	14	19:08.960	20.602	3.440	1:21.303	4	243
8	65	Cru HALLIDAY (NSW) / Yamaha Racing Team		Yamaha YZF-R1	14	19:18.841	30.483	9.881	1:21.018	2	247
9	67	Bryan STARING (WA) / Kawasaki BCperformance / Kawasaki Motors Aust.		Kawasaki ZX10R	14	19:19.449	31.091	.608	1:21.768	9	243
10	21	Josh WATERS (VIC) / Kawasaki BCperformance / Kawasaki Motors Aust.		Kawasaki ZX10R	14	19:20.192	31.834	.743	1:22.021	5	243
11	12	Matthew WALTERS (NSW) / Kawasaki Australia / Kawasaki Connection / Rover Coaches / Du Speed		Kawasaki ZX10R	14	19:23.145	34.787	2.953	1:22.143	6	244
12	2	Mark CHIODO (VIC)		Yamaha YZF-R1	14	19:35.698	47.340	12.553	1:22.052	3	246
13	64	Aaron MORRIS (NSW) / Harvest Pools / Watson Demolition / Longwall Haul / Michelin / YRD / Bitubo Susp.		Yamaha YZF-R1	14	19:52.096	1:03.738	16.398	1:23.431	2	238
14	78	Nathan SPITERI (VIC) / ProGP Racing / Livson / PTR / Alpinestar / The Grinning Dingo		Suzuki GSXR	13	19:04.102	1 Lap		1:25.911	7	237
15	37	Michael EDWARDS (QLD) / Northstar Yamaha / Addicted To Track		Yamaha YZF-R1	13	19:34.875	1 Lap	30.773	1:27.418	9	234
NC	83	Lachlan EPIS (NSW) / Maxima Racing Oils BMW		BMW S RR	7	21:27.970	7 Laps		1:21.025	2	244
DNF	29	Patrick LI (VIC) / MotoGo Yamaha / Taichi Leather / KYT Helmets		Yamaha YZF-R1	10	14:52.407	3 Laps		1:26.167	2	233
DNF	33	Hamish McMURRAY (NSW) / Six Ways From Sunday / Dunlop		Kawasaki ZX10R	7	10:25.887	6 Laps		1:28.137	6	225
DNF	16	Luke JHONSTON (VIC) / MotoGo Yamaha / Taichi Leather / The Bike Vault Castlemaine / Pirelli	R	Yamaha YZF-R1	3	4:14.522	10 Laps		1:22.105	3	246


Fastest Lap was 1:19.511 by Troy HERFOSS (QLD)


Current race lap record for SBK class - 1:19.274 by Troy HERFOSS (QLD) on a Honda CBR-RR set on 14/03/21

*** FIRST RACE START RED FLAGGED IN LAP 2 DUE TO CRASH OF No. 333 (Y. SHAW) AT TURN 2 IMPACTING AIRFENCE. FULL RACE RE-START, BUT RACE REDUCED TO 14 LAPS ***

The results are provisional until the end of the time limit for protests and appeals.


 Chief Timekeeper - Scott Laing


 Race Director - Tom Williams


 Clerk of Course - Paul Hinds



www.computime.com.au
 COMPUTIME RACE TIMING SYSTEMS PTY LTD





Winton Motor Raceway

Round 2 : March 12 - 14



AUSTRALIAN SUPERBIKE CHAMPIONSHIP

Race 2

Date: 14/03/21
 Event: R13
 Weather: Sunny - Temp: 20.7C
 Track: Dry - Temp: 41.6C


Started at: 14:39:41
 Laps: 14
 Starters: 19
 Printed at: 15:07

PROVISIONAL LAP TIMES


No	Name	Lap 1	Lap 2	Lap 3	Lap 4	Lap 5	Lap 6	Lap 7	Lap 8	Lap 9	Lap 10
1	Wayne MAXWELL (VIC)	1:24.448	1:19.978	1:19.869	1:20.172	1:20.450	1:20.431	1:20.568	1:20.566	1:20.465	1:20.341
10		1:20.808	1:20.375	1:20.806	1:21.062						
2	Mark CHIODO (VIC)	1:27.871	1:22.108	1:22.052	1:22.301	1:22.604	1:22.658	1:23.692	1:23.512	1:24.387	1:24.284
10		1:25.036	1:25.095	1:24.918	1:25.180						
3	Jed METCHER (VIC)	1:27.440	1:22.131	1:21.849	1:21.303	1:21.475	1:21.472	1:21.418	1:21.808	1:21.624	1:21.757
10		1:21.573	1:21.969	1:21.756	1:21.385						
12	Matthew WALTERS (NSW)	1:29.457	1:23.273	1:22.538	1:22.181	1:22.613	1:22.143	1:22.519	1:22.212	1:22.432	1:22.319
10		1:22.611	1:22.802	1:22.932	1:23.113						
14	Glenn ALLERTON (NSW)	1:27.529	1:21.182	1:20.732	1:21.507	1:21.422	1:21.343	1:21.491	1:21.353	1:21.417	1:21.419
10		1:21.643	1:21.622	1:21.348	1:21.512						
16	Luke JHONSTON (VIC)	1:29.491	1:22.926	1:22.105							
17	Troy HERFOSS (QLD)	1:24.062	1:19.578	1:19.629	1:19.511	1:19.602	1:19.986	1:19.860	1:19.937	1:19.963	1:20.191
10		1:20.340	1:20.045	1:20.881	1:24.773						
21	Josh WATERS (VIC)	1:29.062	1:22.295	1:22.064	1:22.133	1:22.021	1:22.360	1:22.661	1:22.735	1:22.326	1:22.332
10		1:22.211	1:22.496	1:22.716	1:22.780						
29	Patrick LI (VIC)	1:31.382	1:26.167	1:27.188	1:27.286	1:27.665	1:27.679	1:29.255	1:29.357	1:29.550	1:36.878
32	Oli BAYLISS (QLD)	1:27.218	1:21.776	1:21.998	1:21.171	1:21.593	1:21.136	1:21.051	1:21.256	1:21.067	1:21.315
10		1:21.280	1:21.654	1:21.218	1:20.903						
33	Hamish McMURRAY (NSW)	1:35.029	1:28.236	1:28.312	1:28.304	1:29.391	1:28.137	1:28.478			
37	Michael EDWARDS (QLD)	1:34.301	1:27.884	1:28.173	1:27.753	1:28.504	1:27.558	1:27.903	1:27.684	1:27.418	1:31.648
10		1:40.003	1:36.799	1:29.247							
46	Michael JONES (QLD)	1:24.678	1:22.205	1:21.666	1:21.204	1:21.329	1:21.057	1:20.899	1:21.140	1:21.279	1:21.332
10		1:21.566	1:21.522	1:21.695	1:22.461						
61	Arthur SISSIS (SA)	1:26.743	1:21.130	1:21.345	1:21.557	1:21.319	1:21.484	1:21.293	1:21.190	1:21.443	1:21.488
10		1:21.639	1:21.646	1:21.226	1:21.391						
64	Aaron MORRIS (NSW)	1:28.960	1:23.431	1:23.656	1:23.523	1:23.879	1:26.984	1:25.274	1:24.984	1:24.978	1:24.837
10		1:25.135	1:25.570	1:25.304	1:25.581						
65	Cru HALLIDAY (NSW)	1:26.746	1:21.018	1:21.350	1:27.439	1:22.689	1:21.668	1:22.405	1:22.070	1:21.603	1:22.122
10		1:22.528	1:22.640	1:21.915	1:22.648						
67	Bryan STARING (WA)	1:28.377	1:22.223	1:22.041	1:22.373	1:22.107	1:22.878	1:22.658	1:22.315	1:21.768	1:22.286
10		1:22.504	1:22.688	1:22.641	1:22.590						
78	Nathan SPITERI (VIC)	1:31.736	1:25.972	1:27.056	1:27.328	1:27.629	1:27.601	1:25.911	1:26.166	1:26.448	1:26.863
10		1:27.304	1:35.512	1:28.576							
83	Lachlan EPIS (NSW)	1:26.073	1:21.025	1:21.758	1:21.373	1:21.192	1:21.241	13:15.308			

*** FIRST RACE START RED FLAGGED IN LAP 2 DUE TO CRASH OF No. 333 (Y. SHAW) AT TURN 2 IMPACTING AIRFENCE. FULL RACE RE-START, BUT RACE REDUCED TO 14 LAPS ***

The results are provisional until the end of the time limit for protests and appeals.


 Chief Timekeeper - Scott Lang


 Race Director - Tom Williams


 Clerk of Course - Paul Hinds





Winton Motor Raceway

Round 2 : March 12 - 14



AUSTRALIAN SUPERBIKE CHAMPIONSHIP

Race 2

Date: 14/03/21
 Event: R13
 Weather: Sunny - Temp: 20.7C
 Track: Dry - Temp: 41.6C

Started at: 14:39:41
 Laps: 14
 Starters: 19
 Printed at: 15:07

PROVISIONAL SPLIT TIMES

Lap	Split 1	Split 2	Split 3	Split 4	Lap Time	Spd	Lap	Split 1	Split 2	Split 3	Split 4	Lap Time	Spd
1 Wayne MAXWELL (VIC) (2nd)							6	11.287	13.802	29.740	26.643	1:21.472	242
1	15.404	13.670	29.389	25.985	1:24.448	66	7	11.343	13.767	29.748	26.560	1:21.418	242
2	11.191	13.609	29.317	25.861	1:19.978	248	8	11.682	13.851	29.828	26.447	1:21.808	243
3	11.044	13.606	29.211	26.008	1:19.869	251	9	11.305	13.817	29.905	26.597	1:21.624	243
4	11.091	13.667	29.319	26.095	1:20.172	251	10	11.279	13.824	30.077	26.577	1:21.757	242
5	11.135	13.778	29.516	26.021	1:20.450	248	11	11.383	13.818	29.838	26.534	1:21.573	243
6	11.028	13.740	29.643	26.020	1:20.431	251	12	11.308	13.814	29.928	26.919	1:21.969	242
7	11.160	13.805	29.545	26.058	1:20.568	249	13	11.283	13.923	29.794	26.756	1:21.756	242
8	11.063	13.746	29.638	26.119	1:20.566	250	14	11.280	13.781	29.836	26.488	1:21.385	238
9	11.104	13.742	29.421	26.198	1:20.465	251	12 Matthew WALTERS (NSW) (11th)						
10	11.108	13.725	29.399	26.109	1:20.341	250	1	17.228	14.383	30.793	27.053	1:29.457	108
11	11.118	13.810	29.686	26.194	1:20.808	249	2	11.687	14.043	30.290	27.253	1:23.273	243
12	11.045	13.690	29.464	26.176	1:20.375	251	3	11.408	13.969	30.062	27.099	1:22.538	244
13	11.123	13.838	29.695	26.150	1:20.806	249	4	11.467	13.857	30.053	26.804	1:22.181	240
14	11.231	13.783	29.672	26.376	1:21.062	250	5	11.628	13.993	30.098	26.894	1:22.613	241
2 Mark CHIODO (VIC) (12th)							6	11.438	13.857	30.022	26.826	1:22.143	241
1	16.958	14.114	30.168	26.631	1:27.871	103	7	11.400	13.809	30.438	26.872	1:22.519	242
2	11.324	14.081	29.999	26.704	1:22.108	246	8	11.409	13.974	29.934	26.895	1:22.212	243
3	11.283	13.877	30.220	26.672	1:22.052	243	9	11.641	13.964	29.857	26.970	1:22.432	244
4	11.211	14.046	30.323	26.721	1:22.301	244	10	11.432	13.979	30.059	26.849	1:22.319	239
5	11.449	14.017	30.321	26.817	1:22.604	239	11	11.405	13.984	29.991	27.231	1:22.611	242
6	11.402	14.200	30.337	26.719	1:22.658	243	12	11.537	13.915	30.217	27.133	1:22.802	241
7	11.452	14.298	30.950	26.992	1:23.692	242	13	11.595	13.956	30.320	27.061	1:22.932	241
8	11.562	14.356	30.488	27.106	1:23.512	241	14	11.636	14.060	30.404	27.013	1:23.113	241
9	11.758	14.597	30.861	27.171	1:24.387	241	14 Glenn ALLERTON (NSW) (6th)						
10	11.551	14.413	31.083	27.237	1:24.284	242	1	16.550	14.324	30.166	26.489	1:27.529	108
11	11.652	14.575	31.398	27.411	1:25.036	239	2	11.297	13.753	29.912	26.220	1:21.182	247
12	11.767	14.545	31.273	27.510	1:25.095	239	3	11.164	13.690	29.592	26.286	1:20.732	245
13	11.775	14.486	31.218	27.439	1:24.918	237	4	11.294	13.811	29.939	26.463	1:21.507	248
14	11.799	14.689	31.162	27.530	1:25.180	239	5	11.266	13.884	29.926	26.346	1:21.422	245
3 Jed METCHER (VIC) (7th)							6	11.413	13.713	29.939	26.278	1:21.343	247
1	16.551	14.238	29.978	26.673	1:27.440	100	7	11.237	13.933	30.009	26.312	1:21.491	247
2	11.594	13.755	30.224	26.558	1:22.131	241	8	11.211	13.840	29.927	26.375	1:21.353	243
3	11.290	13.858	29.985	26.716	1:21.849	242	9	11.278	13.861	29.961	26.317	1:21.417	245
4	11.225	13.799	29.760	26.519	1:21.303	241	10	11.228	13.814	30.064	26.313	1:21.419	244
5	11.283	13.815	29.822	26.555	1:21.475	243	11	11.236	13.878	29.985	26.544	1:21.643	245

Scott Laing
 Chief Timekeeper - Scott Laing

Tom Williams
 Race Director - Tom Williams

Paul Hinds
 Clerk of Course - Paul Hinds





Winton Motor Raceway

Round 2 : March 12 - 14



AUSTRALIAN SUPERBIKE CHAMPIONSHIP

Race 2

Date: 14/03/21
 Event: R13
 Weather: Sunny - Temp: 20.7C
 Track: Dry - Temp: 41.6C

Started at: 14:39:41
 Laps: 14
 Starters: 19
 Printed at: 15:07

PROVISIONAL SPLIT TIMES

Lap	Split 1	Split 2	Split 3	Split 4	Lap Time	Spd	Lap	Split 1	Split 2	Split 3	Split 4	Lap Time	Spd
12	11.311	13.824	30.212	26.275	1:21.622	246	13	11.462	14.095	30.176	26.983	1:22.716	241
13	11.302	13.786	29.935	26.325	1:21.348	247	14	11.375	14.067	30.268	27.070	1:22.780	242
14	11.238	13.862	30.001	26.411	1:21.512	247							
16 Luke JHONSTON (VIC) (DNF)							29 Patrick LI (VIC) (DNF)						
1	16.783	14.529	31.351	26.828	1:29.491	116	1	17.581	14.773	31.214	27.814	1:31.382	131
2	11.493	13.973	30.453	27.007	1:22.926	245	2	11.876	14.581	31.585	28.125	1:26.167	233
3	11.468	14.001	29.823	26.813	1:22.105	246	3	12.018	14.937	31.918	28.315	1:27.188	232
							4	12.148	14.834	32.193	28.111	1:27.286	227
							5	12.245	14.784	32.462	28.174	1:27.665	231
							6	12.143	15.106	32.201	28.229	1:27.679	229
17 Troy HERFOSS (QLD) (1st)													
1	14.998	13.662	29.410	25.992	1:24.062	62	7	12.258	15.130	32.951	28.916	1:29.255	225
2	11.014	13.505	29.222	25.837	1:19.578	239	8	12.262	15.197	32.856	29.042	1:29.357	225
3	10.994	13.597	29.206	25.832	1:19.629	245	9	12.304	15.091	33.097	29.058	1:29.550	224
4	10.869	13.618	29.124	25.900	1:19.511	245	10	12.404	15.268	33.678	35.528	1:36.878	225
5	10.938	13.533	29.374	25.757	1:19.602	244							
6	10.974	13.768	29.482	25.762	1:19.986	245	32 Oli BAYLISS (QLD) (4th)						
7	10.921	13.654	29.385	25.900	1:19.860	245	1	16.260	14.119	29.953	26.886	1:27.218	90
8	10.955	13.596	29.412	25.974	1:19.937	245	2	11.251	13.941	30.275	26.309	1:21.776	247
9	11.037	13.610	29.408	25.908	1:19.963	247	3	11.333	14.096	29.947	26.622	1:21.998	252
10	11.080	13.682	29.426	26.003	1:20.191	246	4	11.077	13.835	29.927	26.332	1:21.171	249
11	10.939	13.656	29.731	26.014	1:20.340	245	5	11.274	14.053	29.897	26.369	1:21.593	249
12	10.959	13.632	29.557	25.897	1:20.045	245	6	11.142	13.863	29.840	26.291	1:21.136	251
13	11.040	13.757	29.659	26.425	1:20.881	247	7	11.032	13.925	29.745	26.349	1:21.051	250
14	11.430	14.142	30.286	28.915	1:24.773	242	8	11.185	14.004	29.761	26.306	1:21.256	252
							9	11.150	13.862	29.819	26.236	1:21.067	254
21 Josh WATERS (VIC) (10th)							10	11.156	13.874	30.028	26.257	1:21.315	253
1	17.216	14.533	30.446	26.867	1:29.062	107	11	11.288	13.902	29.847	26.243	1:21.280	253
2	11.496	13.961	29.989	26.849	1:22.295	242	12	11.248	13.901	30.155	26.350	1:21.654	250
3	11.412	14.035	29.853	26.764	1:22.064	242	13	11.192	13.867	29.886	26.273	1:21.218	251
4	11.355	13.964	30.023	26.791	1:22.133	242	14	11.150	13.913	29.750	26.090	1:20.903	248
5	11.308	14.040	29.908	26.765	1:22.021	241							
6	11.322	13.951	30.234	26.853	1:22.360	243	33 Hamish McMURRAY (NSW) (DNF)						
7	11.336	14.188	30.343	26.794	1:22.661	241	1	18.415	15.188	32.461	28.965	1:35.029	125
8	11.558	14.267	30.096	26.814	1:22.735	241	2	12.305	14.864	32.055	29.012	1:28.236	225
9	11.460	14.154	29.957	26.755	1:22.326	242	3	12.539	15.095	31.820	28.858	1:28.312	223
10	11.401	14.098	30.018	26.815	1:22.332	242	4	12.366	14.915	31.895	29.128	1:28.304	222
11	11.385	14.037	30.032	26.757	1:22.211	241	5	12.903	15.162	32.233	29.093	1:29.391	207
12	11.376	14.042	30.130	26.948	1:22.496	242	6	12.343	14.944	31.947	28.903	1:28.137	221

Scott Laing
 Chief Timekeeper - Scott Laing

Tom Williams
 Race Director - Tom Williams

Paul Hinds
 Clerk of Course - Paul Hinds





Winton Motor Raceway

Round 2 : March 12 - 14



AUSTRALIAN SUPERBIKE CHAMPIONSHIP

Race 2

Date: 14/03/21
 Event: R13
 Weather: Sunny - Temp: 20.7C
 Track: Dry - Temp: 41.6C

Started at: 14:39:41
 Laps: 14
 Starters: 19
 Printed at: 15:07

PROVISIONAL SPLIT TIMES

Lap	Split 1	Split 2	Split 3	Split 4	Lap Time	Spd	Lap	Split 1	Split 2	Split 3	Split 4	Lap Time	Spd
7	12.362	15.133	32.017	28.966	1:28.478	220	5	11.328	13.770	29.993	26.228	1:21.319	245
							6	11.261	13.839	30.066	26.318	1:21.484	247
							7	11.257	13.824	29.991	26.221	1:21.293	248
37 Michael EDWARDS (QLD) (15th)							8	11.322	13.807	29.967	26.094	1:21.190	246
1	18.121	15.182	32.293	28.705	1:34.301	127	9	11.309	13.819	30.182	26.133	1:21.443	248
2	12.164	15.070	32.310	28.340	1:27.884	233	10	11.341	13.817	30.146	26.184	1:21.488	248
3	12.409	15.017	32.246	28.501	1:28.173	234	11	11.249	13.875	30.149	26.366	1:21.639	245
4	12.324	14.794	32.314	28.321	1:27.753	232	12	11.315	13.851	30.163	26.317	1:21.646	243
5	12.459	14.938	32.853	28.254	1:28.504	230	13	11.235	13.781	30.022	26.188	1:21.226	246
6	12.248	14.929	32.221	28.160	1:27.558	233	14	11.207	13.755	29.938	26.491	1:21.391	247
7	12.079	14.830	32.438	28.556	1:27.903	233							
8	12.261	14.774	32.349	28.300	1:27.684	234	64 Aaron MORRIS (NSW) (13th)						
9	12.193	14.878	32.176	28.171	1:27.418	233	1	17.025	14.404	30.281	27.250	1:28.960	119
10	12.204	15.024	32.571	31.849	1:31.648	231	2	11.767	14.059	30.461	27.144	1:23.431	235
11	12.691	16.800	39.875	30.637	1:40.003	217	3	11.643	14.299	30.470	27.244	1:23.656	238
12	12.532	16.524	38.254	29.489	1:36.799	222	4	11.662	14.131	30.576	27.154	1:23.523	237
13	12.292	14.876	33.286	28.793	1:29.247	233	5	11.580	14.261	30.692	27.346	1:23.879	237
							6	11.947	14.543	32.229	28.265	1:26.984	229
46 Michael JONES (QLD) (3rd)							7	11.967	14.354	31.117	27.836	1:25.274	230
1	15.511	13.798	29.439	25.930	1:24.678	72	8	11.783	14.446	30.822	27.933	1:24.984	232
2	11.140	13.876	30.212	26.977	1:22.205	251	9	11.755	14.464	31.061	27.698	1:24.978	232
3	11.186	13.797	30.135	26.548	1:21.666	245	10	11.744	14.435	30.842	27.816	1:24.837	231
4	11.160	13.739	29.957	26.348	1:21.204	248	11	11.702	14.452	31.089	27.892	1:25.135	230
5	11.067	13.792	30.146	26.324	1:21.329	245	12	11.826	14.385	31.521	27.838	1:25.570	231
6	11.029	13.638	30.009	26.381	1:21.057	248	13	11.762	14.506	30.985	28.051	1:25.304	231
7	11.025	13.690	29.849	26.335	1:20.899	248	14	11.750	14.581	31.351	27.899	1:25.581	230
8	11.057	13.773	29.954	26.356	1:21.140	249							
9	11.093	13.785	29.972	26.429	1:21.279	248	65 Cru HALLIDAY (NSW) (8th)						
10	11.092	13.770	29.887	26.583	1:21.332	249	1	15.909	14.038	29.952	26.847	1:26.746	82
11	11.017	13.878	30.112	26.559	1:21.566	247	2	11.321	13.786	29.596	26.315	1:21.018	239
12	11.147	13.799	29.991	26.585	1:21.522	247	3	11.316	13.693	29.694	26.647	1:21.350	244
13	11.166	13.882	30.086	26.561	1:21.695	247	4	11.296	13.740	29.794	32.609	1:27.439	245
14	11.292	13.967	30.271	26.931	1:22.461	248	5	11.655	14.003	30.353	26.678	1:22.689	236
							6	11.377	13.823	29.904	26.564	1:21.668	243
61 Arthur SISSIS (SA) (5th)							7	11.182	13.922	30.484	26.817	1:22.405	244
1	16.149	13.973	29.962	26.659	1:26.743	87	8	11.253	13.977	30.161	26.679	1:22.070	243
2	11.458	13.776	29.758	26.138	1:21.130	244	9	11.163	13.887	29.978	26.575	1:21.603	245
3	11.385	13.904	29.723	26.333	1:21.345	246	10	11.208	13.954	30.231	26.729	1:22.122	242
4	11.369	13.869	29.866	26.453	1:21.557	247							

Scott Laing
 Chief Timekeeper - Scott Laing

Tom Williams
 Race Director - Tom Williams

Paul Hinds
 Clerk of Course - Paul Hinds





Winton Motor Raceway

Round 2 : March 12 - 14



AUSTRALIAN SUPERBIKE CHAMPIONSHIP

Race 2

Date: 14/03/21
 Event: R13
 Weather: Sunny - Temp: 20.7C
 Track: Dry - Temp: 41.6C

Started at: 14:39:41
 Laps: 14
 Starters: 19
 Printed at: 15:07


PROVISIONAL SPLIT TIMES


Lap	Split 1	Split 2	Split 3	Split 4	Lap Time	Spd	Lap	Split 1	Split 2	Split 3	Split 4	Lap Time	Spd
11	11.403	13.979	30.319	26.827	1:22.528	247	2	12.157	14.503	31.244	28.068	1:25.972	234
12	11.380	14.072	30.300	26.888	1:22.640	243	3	12.143	14.838	31.851	28.224	1:27.056	232
13	11.224	13.745	30.287	26.659	1:21.915	245	4	12.194	14.857	32.213	28.064	1:27.328	233
14	11.440	13.872	30.321	27.015	1:22.648	242	5	12.255	14.905	32.473	27.996	1:27.629	234
							6	12.218	15.158	32.100	28.125	1:27.601	237
67 Bryan STARING (WA) (9th)							7	12.040	14.695	31.201	27.975	1:25.911	236
1	16.334	14.275	30.113	27.655	1:28.377	93	8	11.998	14.782	31.344	28.042	1:26.166	234
2	11.475	13.940	30.061	26.747	1:22.223	236	9	12.075	14.793	31.620	27.960	1:26.448	232
3	11.476	13.973	29.898	26.694	1:22.041	242	10	12.159	14.824	31.755	28.125	1:26.863	232
4	11.397	13.890	30.000	27.086	1:22.373	242	11	12.097	14.883	31.761	28.563	1:27.304	233
5	11.431	13.799	30.110	26.767	1:22.107	240	12	14.274	19.021	33.722	28.495	1:35.512	210
6	11.413	14.135	30.649	26.681	1:22.878	243	13	12.297	15.244	32.716	28.319	1:28.576	230
7	11.428	14.167	30.455	26.608	1:22.658	243							
8	11.527	14.060	30.030	26.698	1:22.315	243	83 Lachlan EPIS (NSW) (NC)						
9	11.325	13.956	29.933	26.554	1:21.768	243	1	15.742	14.072	29.680	26.579	1:26.073	78
10	11.366	14.014	30.127	26.779	1:22.286	242	2	11.213	13.803	29.582	26.427	1:21.025	242
11	11.440	13.931	30.217	26.916	1:22.504	242	3	11.367	13.906	29.689	26.796	1:21.758	243
12	11.431	14.050	30.249	26.958	1:22.688	241	4	11.315	13.899	29.618	26.541	1:21.373	244
13	11.594	14.067	30.224	26.756	1:22.641	240	5	11.221	13.876	29.735	26.360	1:21.192	243
14	11.462	14.037	30.253	26.838	1:22.590	242	6	11.268	13.907	29.710	26.356	1:21.241	243
							7	11.283	13.928	1:15.137	11:34.960	13:15.308	244
78 Nathan SPITERI (VIC) (14th)													
1	17.773	14.841	31.190	27.932	1:31.736	122							

*** FIRST RACE START RED FLAGGED IN LAP 2 DUE TO CRASH OF No. 333 (Y. SHAW) AT TURN 2 IMPACTING AIRFENCE. FULL RACE RE-START, BUT RACE REDUCED TO 14 LAPS ***

The results are provisional until the end of the time limit for protests and appeals.


 Chief Timekeeper - Scott Lang


 Race Director - Tom Williams


 Clerk of Course - Paul Hinds



www.computime.com.au
 COMPUTIME RACE TIMING SYSTEMS PTY LTD





Winton Motor Raceway

Round 2 : March 12 - 14



AUSTRALIAN SUPERBIKE CHAMPIONSHIP

Race 2

Date: 14/03/21
Event: R13
Weather: Sunny - Temp: 20.7C
Track: Dry - Temp: 41.6C


Started at: 14:39:41
Laps: 14
Starters: 19
Printed at: 15:07

PROVISIONAL FASTEST LAPS SEQUENCE


Lap	Race Pos	No	Name	Machine	Fastest Lap	On Lap
1	1	17	Troy HERFOSS (QLD)	Honda CBR-RR	1:24.062	1
2	1	17	Troy HERFOSS (QLD)	Honda CBR-RR	1:19.578	2
4	1	17	Troy HERFOSS (QLD)	Honda CBR-RR	1:19.511	4

*** FIRST RACE START RED FLAGGED IN LAP 2 DUE TO CRASH OF No. 333 (Y. SHAW) AT TURN 2 IMPACTING AIRFENCE. FULL RACE RE-START, BUT RACE REDUCED TO 14 LAPS ***


The results are provisional until the end of the time limit for protests and appeals.



Chief Timekeeper - Scott Lang



Race Director - Tom Williams



Clerk of Course - Paul Hinds



www.computime.com.au
COMPUTIME RACE TIMING SYSTEMS PTY LTD





Winton Motor Raceway

Round 2 : March 12 - 14



AUSTRALIAN SUPERBIKE CHAMPIONSHIP

Race 2

Date: 14/03/21
 Event: R13
 Weather: Sunny - Temp: 20.7C
 Track: Dry - Temp: 41.6C

Started at: 14:39:41
 Laps: 14
 Starters: 19
 Printed at: 15:07

PROVISIONAL LAP SHEET

No	Lap Time	Gap	No	Lap Time	Gap	No	Lap Time	Gap	No	Lap Time	Gap			
Lap 1			3	1:22.131	5.931	33	1:28.312	28.308	2	1:22.604	14.554	Lap 7		
17	1:24.062		2	1:22.108	6.339	Lap 4			67	1:22.107	14.739	17	1:19.860	
1	1:24.448	.386	67	1:22.223	6.960	17	1:19.511		21	1:22.021	15.193	1	1:20.568	3.688
46	1:24.678	.616	21	1:22.295	7.717	1	1:20.172	1.687	65	1:22.689	16.860	46	1:20.899	10.810
83	1:26.073	2.011	64	1:23.431	8.751	46	1:21.204	6.973	12	1:22.613	17.680	61	1:21.293	12.643
61	1:26.743	2.681	16	1:22.926	8.777	83	1:21.373	7.449	64	1:23.879	21.067	14	1:21.491	12.978
65	1:26.746	2.684	12	1:23.273	9.090	61	1:21.557	7.995	29	1:27.665	37.306	32	1:21.051	13.715
32	1:27.218	3.156	29	1:26.167	13.909	14	1:21.507	8.170	78	1:27.629	37.339	3	1:21.418	14.860
3	1:27.440	3.378	78	1:25.972	14.068	32	1:21.171	9.383	37	1:28.504	44.233	21	1:22.661	20.368
14	1:27.529	3.467	37	1:27.884	18.545	3	1:21.303	9.943	33	1:29.391	46.890	67	1:22.658	20.429
2	1:27.871	3.809	33	1:28.236	19.625	2	1:22.301	11.552	Lap 6			2	1:23.692	21.058
67	1:28.377	4.315	Lap 3			67	1:22.373	12.234	17	1:19.986		65	1:22.405	21.087
64	1:28.960	4.898	17	1:19.629		21	1:22.133	12.774	1	1:20.431	2.980	12	1:22.519	22.496
21	1:29.062	5.000	1	1:19.869	1.026	65	1:27.439	13.773	46	1:21.057	9.771	64	1:25.274	33.479
12	1:29.457	5.395	46	1:21.666	5.280	12	1:22.181	14.669	83	1:21.241	10.294	78	1:25.911	51.005
16	1:29.491	5.429	83	1:21.758	5.587	64	1:23.523	16.790	61	1:21.484	11.210	29	1:29.255	54.394
29	1:31.382	7.320	65	1:21.350	5.845	29	1:27.286	29.243	14	1:21.343	11.347	37	1:27.903	59.848
78	1:31.736	7.674	61	1:21.345	5.949	78	1:27.328	29.312	32	1:21.136	12.524	33	1:28.478	1:03.65
37	1:34.301	10.239	14	1:20.732	6.174	37	1:27.753	35.331	3	1:21.472	13.302	Lap 8		
33	1:35.029	10.967	32	1:21.998	7.723	33	1:28.304	37.101	2	1:22.658	17.226	17	1:19.937	
Lap 2			3	1:21.849	8.151	Lap 5			21	1:22.360	17.567	1	1:20.566	4.317
17	1:19.578		2	1:22.052	8.762	17	1:19.602		67	1:22.878	17.631	46	1:21.140	12.013
1	1:19.978	.786	67	1:22.041	9.372	1	1:20.450	2.535	65	1:21.668	18.542	61	1:21.190	13.896
46	1:22.205	3.243	21	1:22.064	10.152	46	1:21.329	8.700	12	1:22.143	19.837	14	1:21.353	14.394
83	1:21.025	3.458	16	1:22.105	11.253	83	1:21.192	9.039	64	1:26.984	28.065	32	1:21.256	15.034
65	1:21.018	4.124	12	1:22.538	11.999	61	1:21.319	9.712	78	1:27.601	44.954	3	1:21.808	16.731
61	1:21.130	4.233	64	1:23.656	12.778	14	1:21.422	9.990	29	1:27.679	44.999	67	1:22.315	22.807
14	1:21.182	5.071	29	1:27.188	21.468	32	1:21.593	11.374	37	1:27.558	51.805	21	1:22.735	23.166
32	1:21.776	5.354	78	1:27.056	21.495	3	1:21.475	11.816	33	1:28.137	55.041	65	1:22.070	23.220
			37	1:28.173	27.089							2	1:23.512	24.633

Scott Lang
 Chief Timekeeper - Scott Lang

Tom Williams
 Race Director - Tom Williams

Paul Hinds
 Clerk of Course - Paul Hinds





Winton Motor Raceway

Round 2 : March 12 - 14



AUSTRALIAN SUPERBIKE CHAMPIONSHIP

Race 2

Date: 14/03/21
 Event: R13
 Weather: Sunny - Temp: 20.7C
 Track: Dry - Temp: 41.6C


Started at: 14:39:41
 Laps: 14
 Starters: 19
 Printed at: 15:07

PROVISIONAL LAP SHEET


No	Lap Time	Gap	No	Lap Time	Gap	No	Lap Time	Gap	No	Lap Time	Gap
12	1:22.212	24.771	3	1:21.757	19.958	61	1:21.646	19.573	1	1:21.062	1.981
64	1:24.984	38.526	67	1:22.286	26.707	32	1:21.654	19.811	46	1:22.461	15.675
78	1:26.166	57.234	65	1:22.122	26.791	14	1:21.622	19.956	78	1:28.576	1 lap
29	1:29.357	1:03.81	21	1:22.332	27.670	3	1:21.969	23.115	32	1:20.903	16.278
37	1:27.684	1:07.59	12	1:22.319	29.368	37	1:40.003	1 lap	61	1:21.391	16.536
Lap 9			2	1:24.284	33.150	67	1:22.688	31.514	14	1:21.512	17.162
17	1:19.963		64	1:24.837	48.187	65	1:22.640	31.574	3	1:21.385	20.602
1	1:20.465	4.819	78	1:26.863	1:10.39	21	1:22.496	31.992	65	1:22.648	30.483
46	1:21.279	13.329	Lap 11			12	1:22.802	34.396	67	1:22.590	31.091
61	1:21.443	15.376	17	1:20.340		2	1:25.095	42.896	21	1:22.780	31.834
14	1:21.417	15.848	1	1:20.808	5.437	64	1:25.570	58.507	12	1:23.113	34.787
32	1:21.067	16.138	37	1:31.648	1 lap	Lap 13			37	1:29.247	1 lap
3	1:21.624	18.392	29	1:36.878	1 lap	17	1:20.881		2	1:25.180	47.340
67	1:21.768	24.612	46	1:21.566	15.696	1	1:20.806	5.692	64	1:25.581	1:03.73
65	1:21.603	24.860	61	1:21.639	17.972	78	1:35.512	1 lap	83	13:15.30	7 laps
21	1:22.326	25.529	32	1:21.280	18.202	46	1:21.695	17.987			
12	1:22.432	27.240	14	1:21.643	18.379	61	1:21.226	19.918			
2	1:24.387	29.057	3	1:21.573	21.191	32	1:21.218	20.148			
64	1:24.978	43.541	67	1:22.504	28.871	14	1:21.348	20.423			
78	1:26.448	1:03.71	65	1:22.528	28.979	3	1:21.756	23.990			
29	1:29.550	1:13.40	21	1:22.211	29.541	65	1:21.915	32.608			
37	1:27.418	1:15.05	12	1:22.611	31.639	67	1:22.641	33.274			
Lap 10			2	1:25.036	37.846	21	1:22.716	33.827			
17	1:20.191		64	1:25.135	52.982	12	1:22.932	36.447			
1	1:20.341	4.969	78	1:27.304	1:17.35	37	1:36.799	1 lap			
46	1:21.332	14.470	Lap 12			2	1:24.918	46.933			
61	1:21.488	16.673	17	1:20.045		64	1:25.304	1:02.93			
14	1:21.419	17.076	1	1:20.375	5.767	Lap 14					
32	1:21.315	17.262	46	1:21.522	17.173	17	1:24.773				

*** FIRST RACE START RED FLAGGED IN LAP 2 DUE TO CRASH OF No. 333 (Y. SHAW) AT TURN 2 IMPACTING AIRFENCE. FULL RACE RE-START, BUT RACE REDUCED TO 14 LAPS ***

The results are provisional until the end of the time limit for protests and appeals.


 Chief Timekeeper - Scott Lang


 Race Director - Tom Williams


 Clerk of Course - Paul Hinds





Winton Motor Raceway

Round 2 : March 12 - 14



AUSTRALIAN SUPERBIKE CHAMPIONSHIP

Race 2

Date: 14/03/21
 Event: R13
 Weather: Sunny - Temp: 20.7C
 Track: Dry - Temp: 41.6C

Started at: 14:39:41
 Laps: 14
 Starters: 19
 Printed at: 15:07

PROVISIONAL LAP CHART

Name	Grid	1	2	3	4	5	6	7	8	9	10	11	12	13	14	Name
T. HERFOSS	17	17	17	17	17	17	17	17	17	17	17	17	17	17	17	T. HERFOSS
W. MAXWELL	1	1	1	1	1	1	1	1	1	1	1	1	1	1	1	W. MAXWELL
M. JONES	46	46	46	46	46	46	46	46	46	46	46	46	46	46	46	M. JONES
L. EPIS	83	83	83	83	83	83	83	61	61	61	61	61	61	61	32	O. BAYLISS
C. HALLIDAY	65	61	65	65	61	61	61	14	14	14	14	32	32	32	61	A. SISSIS
A. SISSIS	61	65	61	61	14	14	14	32	32	32	32	14	14	14	14	G. ALLERTON
O. BAYLISS	32	32	14	14	32	32	32	3	3	3	3	3	3	3	3	J. METCHER
B. STARING	67	3	32	32	3	3	3	21	67	67	67	67	67	65	65	C. HALLIDAY
A. WAGNER	28	14	3	3	2	2	2	67	21	65	65	65	65	67	67	B. STARING
J. METCHER	3	2	2	2	67	67	21	2	65	21	21	21	21	21	21	J. WATERS
M. CHIODO	2	67	67	67	21	21	67	65	2	12	12	12	12	12	12	M. WALTERS
G. ALLERTON	14	64	21	21	65	65	65	12	12	2	2	2	2	2	2	M. CHIODO
J. WATERS	21	21	64	16	12	12	12	64	64	64	64	64	64	64	64	A. MORRIS
M. WALTERS	12	12	16	12	64	64	64	78	78	78	78	78	78	78	78	
L. JHONSTON	16	16	12	64	29	29	78	29	29	29	37	37	37	37	37	
A. MORRIS	64	29	29	29	78	78	29	37	37	37	29					
Y. SHAW	333	78	78	78	37	37	37	33								
J. DAVIS	92	37	37	37	33	33	33	83								
N. SPITERI	78	33	33	33												
P. CZAJ	11															
P. LI	29															
M. EDWARDS	37															
H. McMURRAY	33															

*** FIRST RACE START RED FLAGGED IN LAP 2 DUE TO CRASH OF No. 333 (Y. SHAW) AT TURN 2 IMPACTING AIRFENCE. FULL RACE RE-START, BUT RACE REDUCED TO 14 LAPS ***

The results are provisional until the end of the time limit for protests and appeals.

Scott Laing
 Chief Timekeeper - Scott Laing

Tom Williams
 Race Director - Tom Williams

Paul Hinds
 Clerk of Course - Paul Hinds



www.computime.com.au
 COMPUTIME RACE TIMING SYSTEMS PTY LTD





Winton Motor Raceway

Round 2 : March 12 - 14



AUSTRALIAN SUPERBIKE CHAMPIONSHIP

Race 2

Date: 14/03/21
 Event: R13
 Weather: Sunny - Temp: 20.7C
 Track: Dry - Temp: 41.6C

Started at: 14:39:41
 Laps: 14
 Starters: 19
 Printed at: 15:07

PROVISIONAL BEST PARTIAL TIMES


Pos	Split 1		Split 2		Split 3		Split 4		LAP		Ideal	Fastest
	Name	Time	Name	Time	Name	Time	Name	Time	Name			
1	T. HERFOSS	10.869	T. HERFOSS	13.505	T. HERFOSS	29.124	T. HERFOSS	25.757	T. HERFOSS	1:19.255	1:19.511	
2	M. JONES	11.017	W. MAXWELL	13.606	W. MAXWELL	29.211	W. MAXWELL	25.861	W. MAXWELL	1:19.706	1:19.869	
3	W. MAXWELL	11.028	M. JONES	13.638	M. JONES	29.439	M. JONES	25.930	M. JONES	1:20.024	1:20.899	
4	O. BAYLISS	11.032	G. ALLERTON	13.690	L. EPIS	29.582	O. BAYLISS	26.090	G. ALLERTON	1:20.666	1:20.732	
5	C. HALLIDAY	11.163	C. HALLIDAY	13.693	G. ALLERTON	29.592	A. SISSIS	26.094	O. BAYLISS	1:20.702	1:20.903	
6	G. ALLERTON	11.164	A. SISSIS	13.755	C. HALLIDAY	29.596	G. ALLERTON	26.220	C. HALLIDAY	1:20.767	1:21.018	
7	A. SISSIS	11.207	J. METCHER	13.755	A. SISSIS	29.723	C. HALLIDAY	26.315	A. SISSIS	1:20.779	1:21.130	
8	M. CHIODO	11.211	B. STARING	13.799	J. METCHER	29.740	L. EPIS	26.356	L. EPIS	1:20.954	1:21.025	
9	L. EPIS	11.213	L. EPIS	13.803	O. BAYLISS	29.745	J. METCHER	26.447	J. METCHER	1:21.167	1:21.303	
10	J. METCHER	11.225	M. WALTERS	13.809	L. JHONSTON	29.823	B. STARING	26.554	B. STARING	1:21.576	1:21.768	
11	J. WATERS	11.308	O. BAYLISS	13.835	J. WATERS	29.853	M. CHIODO	26.631	M. CHIODO	1:21.718	1:22.052	
12	B. STARING	11.325	M. CHIODO	13.877	M. WALTERS	29.857	J. WATERS	26.755	J. WATERS	1:21.867	1:22.021	
13	M. WALTERS	11.400	J. WATERS	13.951	B. STARING	29.898	M. WALTERS	26.804	M. WALTERS	1:21.870	1:22.143	
14	L. JHONSTON	11.432	L. JHONSTON	13.973	M. CHIODO	29.999	L. JHONSTON	26.813	L. JHONSTON	1:22.041	1:22.105	
15	A. MORRIS	11.580	A. MORRIS	14.059	A. MORRIS	30.281	A. MORRIS	27.144	A. MORRIS	1:23.064	1:23.431	
16	P. LI	11.876	N. SPITERI	14.503	N. SPITERI	31.190	P. LI	27.814	P. LI	1:25.485	1:26.167	
17	N. SPITERI	11.998	P. LI	14.581	P. LI	31.214	N. SPITERI	27.932	N. SPITERI	1:25.623	1:25.911	
18	M. EDWARDS	12.079	M. EDWARDS	14.774	H. McMURRA	31.820	M. EDWARDS	28.160	M. EDWARDS	1:27.189	1:27.418	
19	H. McMURRA	12.305	H. McMURRA	14.864	M. EDWARDS	32.176	H. McMURRA	28.858	H. McMURRA	1:27.847	1:28.137	

*** FIRST RACE START RED FLAGGED IN LAP 2 DUE TO CRASH OF No. 333 (Y. SHAW) AT TURN 2 IMPACTING AIRFENCE. FULL RACE RE-START, BUT RACE REDUCED TO 14 LAPS ***

The results are provisional until the end of the time limit for protests and appeals.


 Chief Timekeeper - Scott Lang


 Race Director - Tom Williams


 Clerk of Course - Paul Hinds



www.computime.com.au
 COMPUTIME RACE TIMING SYSTEMS PTY LTD





Winton Motor Raceway

Round 2 : March 12 - 14



ASBK.COM.AU f t i y


AUSTRALIAN SUPERBIKE CHAMPIONSHIP PROVISIONAL ROUND POINTS


AUSTRALIAN SUPERBIKE CHAMPIONSHIP


Pos	No	Name	Machine	Rnd 2 Pole	Rnd 2 Race 1	Rnd 2 Race 2	Total
1	1	Wayne MAXWELL	Ducati		25	20	45
2	46	Michael JONES	Ducati		20	18	38
3	17	Troy HERFOSS	Honda	1	10	25	36
4	61	Arthur SISSIS	Yamaha		16	16	32
5	14	Glenn ALLERTON	BMW		17	15	32
6	32	Oli BAYLISS	Ducati		14	17	31
7	65	Cru HALLIDAY	Yamaha		18	13	31
8	3	Jed METCHER	Yamaha		13	14	27
9	67	Bryan STARING	Kawasaki		12	12	24
10	21	Josh WATERS	Kawasaki		8	11	19
11	12	Matthew WALTERS	Kawasaki		9	10	19
12	28	Aiden WAGNER	Yamaha		15		15
13	64	Aaron MORRIS	Yamaha		6	8	14
14	78	Nathan SPITERI	Suzuki		5	7	12
15	83	Lachlan EPIS	BMW		11		11
16	37	Michael EDWARDS	Yamaha		4	6	10
17	2	Mark CHIODO	Yamaha			9	9
18	333	Yannis SHAW	Suzuki		7		7

AUSTRALIAN SUPERBIKE CHAMPIONSHIP - MANUFACTURERS

Pos	No	Name	Rnd 2 Pole	Rnd 2 Race 1	Rnd 2 Race 2	Total
1		Yamaha		72	66	138
2		Ducati		59	55	114
3		Kawasaki		29	33	62
4		BMW		28	15	43
5		Honda		10	25	35
6		Suzuki		12	7	19


Chief Timekeeper - Scott Lang


Race Director - Tom Williams


Clerk of Course - Paul Hinds



www.computime.com.au
COMPUTIME RACE TIMING SYSTEMS PTY LTD





Winton Motor Raceway

Round 2 : March 12 - 14



ASBK.COM.AU f t i y


AUSTRALIAN SUPERBIKE CHAMPIONSHIP PROVISIONAL PROGRESSIVE CHAMPIONSHIP POINTS


AUSTRALIAN SUPERBIKE CHAMPIONSHIP


Pos	No	Name	Machine	Rnd 2 Pole	Rnd 2 Race 1	Rnd 2 Race 2	Total
1	1	Wayne MAXWELL	Ducati		25	20	45
2	46	Michael JONES	Ducati		20	18	38
3	17	Troy HERFOSS	Honda	1	10	25	36
4	61	Arthur SISSIS	Yamaha		16	16	32
5	14	Glenn ALLERTON	BMW		17	15	32
6	32	Oli BAYLISS	Ducati		14	17	31
7	65	Cru HALLIDAY	Yamaha		18	13	31
8	3	Jed METCHER	Yamaha		13	14	27
9	67	Bryan STARING	Kawasaki		12	12	24
10	21	Josh WATERS	Kawasaki		8	11	19
11	12	Matthew WALTERS	Kawasaki		9	10	19
12	28	Aiden WAGNER	Yamaha		15		15
13	64	Aaron MORRIS	Yamaha		6	8	14
14	78	Nathan SPITERI	Suzuki		5	7	12
15	83	Lachlan EPIS	BMW		11		11
16	37	Michael EDWARDS	Yamaha		4	6	10
17	2	Mark CHiodo	Yamaha			9	9
18	333	Yannis SHAW	Suzuki		7		7

AUSTRALIAN SUPERBIKE CHAMPIONSHIP - MANUFACTURERS

Pos	No	Name	Rnd 2 Pole	Rnd 2 Race 1	Rnd 2 Race 2	Total
1		Yamaha		72	66	138
2		Ducati		59	55	114
3		Kawasaki		29	33	62
4		BMW		28	15	43
5		Honda		10	25	35
6		Suzuki		12	7	19


Chief Timekeeper - Scott Lang


Race Director - Tom Williams


Clerk of Course - Paul Hinds



www.computime.com.au
COMPUTIME RACE TIMING SYSTEMS PTY LTD





Winton Motor Raceway Round 2 : March 12 - 14



ASBK.COM.AU f t i y

AUSTRALIAN SUPERBIKE CHAMPIONSHIP

Race 2

Date: 14/03/21
Event: R13
Weather: Sunny - Temp: 20.7C
Track: Dry - Temp: 41.6C

Started at: 14:39:41
Laps: 14
Starters: 19
Printed at: 15:08


PROVISIONAL RACE INFORMATION


Time	Description
14:10:13	SIGHTING LAP STARTED / PIT EXIT OPEN FOR 3 MINUTES - CLOSES 2:13pm
14:13:06	PIT EXIT CLOSED / BIKES ON GRID / WARM UP LAP AT 2:22pm
14:15:48	Track temps : Finish - 41.4 / Int 1 - 42.3 / Int 2 - 39.3 / Int 3 - 37.9
14:22:08	WARM UP LAP STARTED
14:24:25	Event Start
14:25:00	Race Direction: Start is under investigation
14:25:35	Rider 28 (Aiden WAGNER) CRASHED TURN 7 - RIDER UP
14:26:15	Red Flag
14:27:26	CRASH TURN 2 - No. 333 (Y. SHAW) - RIDER UP - RED FLAG DUE TO AIRFENCE IMPACT
14:27:33	Event Finish
14:30:22	FULL RE-START - RACE REDUCED TO 14 LAPS / 1 WARM UP LAP
14:34:43	WARM UP LAP AT 14:37:30
14:37:33	WARM UP LAP STARTED
14:39:41	Event Start
14:40:04	Race Direction: Start is under investigation
14:43:11	NO JUMP STARTS
14:45:24	Rider 16 (Luke JHONSTON) CRASHED TURN 8 - RIDER UP
14:47:42	Track temps : Finish - 40.9 / Int 1 - 42.0 / Int 2 - 38.8 / Int 3 - 37.5
14:49:08	Rider 83 (Lachlan EPIS) CRASHED TURN 9 - RIDER UP
14:49:31	Rider 83 (Lachlan EPIS) CRASHED TURN 9 - RESUMED
14:50:03	Rider 83 (Lachlan EPIS) STOPPED TURN10 - RETIRED
14:52:06	Rider 33 (Hamish McMURRAY) ENTERED PITS
14:58:30	Chequered Flag
15:00:09	PIT EXIT TO OPEN AT 15:10 FOR JUNIORS
15:01:33	Event Finish

*** FIRST RACE START RED FLAGGED IN LAP 2 DUE TO CRASH OF No. 333 (Y. SHAW) AT TURN 2 IMPACTING AIRFENCE. FULL RACE RE-START, BUT RACE REDUCED TO 14 LAPS ***

The results are provisional until the end of the time limit for protests and appeals.


Chief Timekeeper - Scott Lang


Race Director - Tom Williams


Clerk of Course - Paul Hinds



www.computime.com.au
COMPUTIME RACE TIMING SYSTEMS PTY LTD

